



---

# Master of Social Work



# Master of Social Work

**FULLY ACCREDITED** by the Council on Social Work Education, the MSW program educates social workers for leadership roles in developing and providing services to individuals, families, groups, communities, and organizations in local, national, and global arenas. Penn's MSW program is one of the country's oldest and most well-respected social work programs. Rooted in a commitment to social justice and guided by renowned faculty, the MSW program offers small classes and exceptional professional preparation through its emphasis on field education. Students take advantage of the benefits of an Ivy League university, including interdisciplinary courses, dual degree programs, extracurricular opportunities, and an international alumni network.

## DEGREE OPTIONS

- Advanced Standing (10 months)
- Full-time (2 years)
- Part-time (3 years)
- Employed Practitioner (3 years)

## CERTIFICATE & SPECIALIZATION OPTIONS

- Child Well-Being & Child Welfare
- Cohen Veteran's Network MSW Scholars Program
- Criminal Justice Specialization
- Goldring Reentry Initiative
- Social Work in Health Care Specialization
- Penn Aging Certificate
- Global Human Rights Certificate
- Home-School Visitor Certification

- Certificate in Jewish Communal Service


## DUAL DEGREE OPTIONS

- Bachelor of Arts (University of Pennsylvania submatriculation)
- Juris Doctor
- Master of Business Administration
- Master of Bioethics
- Master of City Planning
- Master of Fine Arts
- Master of Law
- Master of Public Administration
- Master of Public Health
- Master of Science in Criminology
- Master of Science in Education
- Master of Science in Nonprofit Leadership
- Master of Science in Social

## APPLICATION REQUIREMENTS

- Bachelor's degree
- Experience in human services (paid, internship, or volunteer)
- Application essay
- 3 letters of recommendation
- Admissions interview (for qualified applicants)
- English proficiency test (if

*(Please see website for a full list of requirements.)*



## CONTACT

E: [apply@sp2.upenn.edu](mailto:apply@sp2.upenn.edu)  
P: 215.746.1934  
[www.sp2.upenn.edu/msw](http://www.sp2.upenn.edu/msw)




---

# Master of Science in Social Policy



# MS in Social Policy



**THE MSSP PREPARES STUDENTS** for policy leadership positions in government, philanthropy, research institutes, nonprofits, and more. Students learn to use policy to increase equality, promote equity, and forge social change.

The MSSP prepares professionals with the knowledge base and analytical skills to participate in policy analysis, creation, and evaluation. Through a 10-course unit program of study, students learn from faculty policy experts as well as their peers. MSSP graduates are in high demand in governmental and non-governmental policy settings because of their theoretical knowledge and practical skills, gained in part through the 150-hour policy internship. In addition to the core MSSP coursework, students are permitted to take electives in other Schools at Penn, providing students with an interdisciplinary experience.

Social policy addresses problems relating to economic, educational, and health inequality with a particular concern for racial/ethnic and gender disparities. It focuses on systems including health care, housing, schools, work, immigration, incarceration, and violence at the local, state, federal, and global levels. Social policy initiatives and outcomes actively attend to social issues of equity, equality, and adequacy.



## DEGREE OPTIONS

- Full-time (11 months)
- Part-time (2.5 years)

## CERTIFICATE OPTION

- Global Human Rights Certificate

## DUAL DEGREE OPTIONS

- Bachelor of Arts (University of Pennsylvania submatriculation)
- Juris Doctor
- Master of Public Administration
- Master of Public Health
- Master of Social Work

## CONTACT



Azahara Palomeque, PhD  
Associate Director,  
MSSP Program

E: [azaharap@upenn.edu](mailto:azaharap@upenn.edu)  
P: 215.573.4977  
[www.sp2.upenn.edu/mssp](http://www.sp2.upenn.edu/mssp)

## APPLICATION REQUIREMENTS

- Bachelor's degree
- GRE scores
- Application essay
- Writing sample
- 3 letters of recommendation
- Admissions interview (for qualified applicants)
- English proficiency test (if applicable)

*(Please see website for a full list of requirements.)*




---

# Master of Science in Social Policy and Data Analytics for Social Policy Certificate



# MS in Social Policy and Data Analytics



**THE MSSP+DA PROVIDES CUTTING-EDGE TRAINING** for highly sought-after professionals in the growing field of data analytics for social policy. Students engage in core social policy courses, as well as learn core training and skills in the conceptual foundations of data analytics, programming of data structures, applications of machine learning and predictive analytics, spatial analytics, and the data processing techniques for web scraping and data visualization for a broader public audience.

Throughout the program, the data analytic material is taught in relationship with the various theories, approaches, and domains of social policy analysis. The MSSP+DA also provides students with competitive and cutting-edge opportunities for policy internships in data analytics, positioning graduates to work in the fast growing and developing world of data analytics for social policy.

Social policy addresses problems relating to economic, educational, and health inequality with a particular concern for racial/ethnic and gender disparities. It focuses on systems including health care, housing, schools, work, immigration, incarceration, and violence at the local, state, federal, and global levels. Social policy initiatives and outcomes actively attend to social issues of equity, equality, and adequacy.

---

## CURRICULUM

The MSSP+DA curriculum is spread throughout 12 courses (in 3 semesters) and an internship. Students will have the opportunity to focus on either computational analysis or statistical analysis, and will learn programming languages such as SAS, R, Java, and Python as well as software including GIS and ArcGIS. Students will also participate in the non-credit Data for Equitable Justice Lab, where they will be able to develop and share cutting-edge policy research.

---

## APPLICATION REQUIREMENTS

- Bachelor's degree
- GRE scores
- Application essay that addresses interest in data analytics
- Writing sample
- 3 letters of recommendation
- Admissions interview (for qualified applicants)
- English proficiency test (if applicable)


*(Please see website for a full list of requirements.)*



## CONTACT

Azahara Palomeque, PhD  
Associate Director,  
MSSP Program

E: [azaharap@upenn.edu](mailto:azaharap@upenn.edu)  
P: 215.573.4977  
[www.sp2.upenn.edu/mssp](http://www.sp2.upenn.edu/mssp)




---

# Master of Science in Nonprofit Leadership



# MS in Nonprofit Leadership



**THE WORLD NEEDS INNOVATIVE APPROACHES** from impactful leaders to address its most complex social challenges. The NPL program educates the next generation of nonprofit leaders and social entrepreneurs for mission-driven careers, by combining theory and practice to help them enact positive social change across the sector — from traditional nonprofits and charitable foundations to social enterprises and international NGOs. Our students come from various academic and professional backgrounds — including current nonprofit professionals, professionals from other sectors shifting careers, and individuals looking to launch their careers or social impact ventures. They bring passion for community development, education, the environment, arts and culture, and more to the classroom to unite around creating social impact.

## DEGREE OPTIONS

- Full-time (10 months)
- Part-time (2.5 years)
- Online (10 months)

## DUAL DEGREE OPTIONS

- Bachelor of Arts (University of Pennsylvania submatriculation)
- Juris Doctor
- Master of Public Health
- Master of Social Work
- Master of Science in Education

## PROGRAM FEATURES

- 10 credits of curriculum tailored to meet students' individual learning goals
  - Core courses, such as Social Finance & Strategic Leadership of Nonprofits
  - Elective courses, such as Raising Philanthropic Capital & Building Nonprofits that Thrive
- Esteemed faculty and instructors who are active leaders in the global nonprofit sector
- The Leadership Practicum — a placement with a nonprofit or social impact organization including dedicated mentorship

## APPLICATION REQUIREMENTS

- Bachelor's degree
- GRE scores or 3+ years of social impact experience
- Application essay
- 3 letters of recommendation
- Admissions interview (for qualified applicants)
- English proficiency test (if

*(Please see website for a full list of requirements.)*


## CONTACT

Adam Roth-Saks, MEd  
Administrative Director,  
NPL Program

E: [infonpl@sp2.upenn.edu](mailto:infonpl@sp2.upenn.edu)  
P: 215.573.2390  
[www.sp2.upenn.edu/npl](http://www.sp2.upenn.edu/npl)

@upenn\_npl [f](#) [t](#) [i](#)






---

# PhD in Social Welfare



# PhD in Social Welfare



**THE PHD PROGRAM DEVELOPS LEADERS** in academia and research by fostering scholarly energy, collaboration, and creativity. The program encourages academic rigor while being open to diverse perspectives and approaches to social work, social welfare research, social policy, social theory, and social justice.

The PhD is an interdisciplinary program which prepares students to be scholars and researchers who can identify social problems and potential solutions in the US and abroad. Each year the program enrolls four to six students with a proven record of academic excellence and demonstrated potential to contribute to the field.

## CURRICULUM

In the first two years, students complete their coursework and research apprenticeships. In addition to learning fundamental content and research methodologies at SP2, students can also take courses at most other schools or departments at Penn: Wharton, Law, Sociology, Education, Communication, Nursing, Anthropology, and more.

The last two years of the program are dedicated to gaining research and teaching experience while completing the dissertation. In addition, interested students can earn a certificate in teaching from Penn's Center for Teaching and Learning. Upon graduation, the typical student has multiple publications and some teaching experience.

Each student is supported financially by SP2 in the form of tuition, fees, individual health insurance, and a nine-month research or teaching stipend for the four years.

## APPLICATION REQUIREMENTS

- Master's degree in social work or a social science field
- GRE scores
- Statement of academic and career goals
- Writing sample
- 3 letters of recommendation
- English proficiency test (if applicable)

*(Please see website for a full list of requirements.)*

## CONTACT

Kate Beele Lannan, MSW, LSW  
Academic Coordinator,  
PhD Program

E: [sp2phd@sp2.upenn.edu](mailto:sp2phd@sp2.upenn.edu)  
P: 215.573.7268  
[www.sp2.upenn.edu/phd](http://www.sp2.upenn.edu/phd)






---

# Doctorate in Clinical Social Work



# Doctorate in Clinical Social Work



**THE DSW PREPARES** clinical experts, inspired teachers, and real-world scholars for leadership in advanced social work practice and teaching. Students earn the doctorate in three years without career disruption.

Penn's DSW program is designed for experienced, accomplished, and ambitious MSW-level social workers who want to advance their education and career by earning a practice doctorate. The program's hybrid distance format allows students from across the country to take advantage of a world-class Ivy League learning community without having to commute or relocate.

## CURRICULUM

Classes are taught face-to-face, in real time — through sophisticated video-streaming technology, and two, week-long campus immersion experiences. This makes for a dynamic learning community that is highly interactive, relational, and accessible.

The core curriculum engages students in high level learning and scholarship that challenges them to think and write systematically, critically, and creatively about social work theory, practice, and knowledge. In the second year of the program, the curriculum focuses on the latest advances in social work practice and teaching. Faculty experts offer cutting-edge content on topics that include: trauma informed theory and practice; relational therapy; family-based interventions; teaching; and leadership in social work practice.

By the end of year three, students produce a published dissertation that positions them as content experts and contributes to the professional practice knowledge base.

## APPLICATION REQUIREMENTS

- Master's degree in social work
- 3 letters of recommendation
- Minimum of 2 years post-MSW practice experience
- Admissions interview (for qualified applicants)
- Application essay

*(Please see website for a full list of requirements.)*

## CONTACT

Jeff Johnson-Curry  
Administrative Coordinator,  
DSW Program

E: [dswcoord@sp2.upenn.edu](mailto:dswcoord@sp2.upenn.edu)  
P: 215.573.7133  
[www.sp2.upenn.edu/dsw](http://www.sp2.upenn.edu/dsw)

